


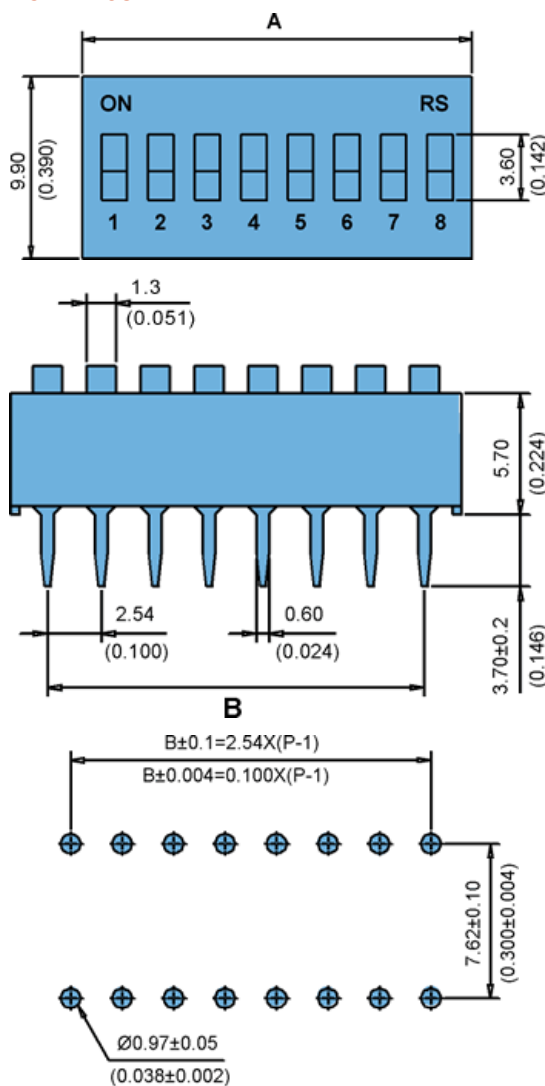


RS.RSR Series Slide Type Dip Switch

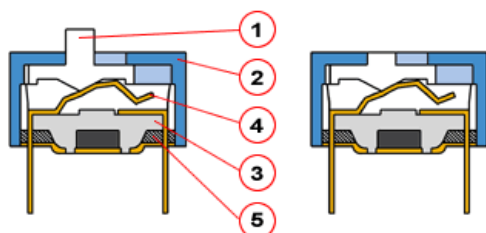
RoHS Compliant



P.C.B. LAYOUT



RS & RSR CONSTRUCTION



RS series

RSR series

1. Terminal plating by gold gives excellent results when soldering.
2. RS series (raised actuator) and RSR series (recessed actuator)
3. Low contact resistance, and self-clean on contact area.
4. Double contacts offer high reliability.
5. All materials are UL94V0 grade fire retardant plastics.

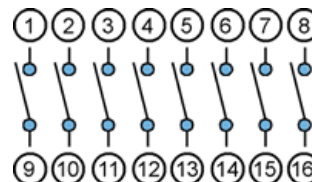
ITEM	Description	Materials	Treatment
1	Actuator	UL94V0 PB	White
2	Cover	UL94V0 PB	Blue, Red, Black
3	Base	UL94V0 PB	Black
4	Terminal	Phosphor bronz	Gold Plating
5	Potting	Epoxy	Black

MODEL

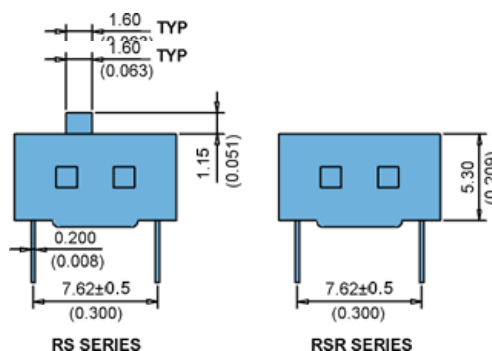
PROD NO.	NO. OF POS	DIM A	
RSR/RS-01	01	3.84	0.151
RSR/RS-02	02	6.08	0.239
RSR/RS-03	03	8.92	0.315
RSR/RS-04	04	11.16	0.439
RSR/RS-05	05	13.70	0.539
RSR/RS-06	06	16.24	0.639
RSR/RS-07	07	19.08	0.751
RSR/RS-08	08	21.32	0.839
RSR/RS-09	09	24.16	0.951
RSR/RS-10	10	26.40	1.039
RSR/RS-12	12	31.48	1.239


HOW TO ORDER

CIRCUIT DIAGRAM



TERMINAL TYPE





Example: RS-08-B-T is a slide type dip switch, raised actuator, 8 position with top tape sealed.

PACKING: All Dip Switches are shipped in standard IC tubes with all poles in "OFF" position.

SPECIFICATION

ELECTRICAL

Electrical life: 2000 operation cycles per switch 24VDC, 25mA
 Non-Switching Rating: 100mA, 50 VDC
 Switching Rating: 25mA, 24VDC.
 Contact resistance: (a) 50mΩ max. at initial
 (b) 100mΩ max. after life test.
 Insulation resistance: 100MΩ min. (at 500VDC)
 Dielectric Strength: 500VAC/1 minute.
 Capacitance: 5pF max.
 Circuit: Single pole single throw.

MECHANICAL

Mechanical life: 2000 operations per cycle switch
 Operation Force: 800gf max.
 Stroke: 2.0mm
 Operation Temp: -25° C to +70° C
 Storage Temp: -40° C to +85° C
 Vibration Test: MIL-STD-202F METHOD 201A
 Frequency: 10-55-10Hz/1 min
 Directions: X, Y, Z, three mutually perpendicular directions.
 Time: 2 hours each direction.
 High reliability.
 Shock Test: MIL-STD-202F METHOD 213B.
 CONDITION A
 GRAVITY: 50G (peak value), 11 m/sec.
 Direction and times: 6 sides and three times in each direction. High reliability.

SOLDERING AND CLEANING PROCESSES

For best results, please follow these recommendations: Keep all switch contacts in their "OFF" position for all operations.

WAVE SOLDERING: Recommended solder temperature at 500 F (260° C) max. 5 seconds.

HAND SOLDERING: Use a soldering iron of 30 watts, controlled at 608 F(320° C) approximately 2 seconds while applying solder.

CLEANING PROCESS: Flux clean using force rinse, high agitation or triple bath cleaning method. Freon TF or TE give excellent results. When vapor methods are used, do not subject the switch to solvents at temperatures above 125 F (51° C).