


MATERIALS

- CAP:** Polyamide 6/6.
PLUNGER: PFS6:PC / PFS7:Polyamide 6/6.
RUBBER: Silicone.
BUSHING: Polyamide 6/6.
CASE: Diallyl phthalate (DAP)(UL94v-0).
TERMINAL/CONTACTS:Gold over silver plated.

SPECIFICATION


- MAX. CURRENT/VOLTAGE RATING WITH RESISTIVE LOAD :**
 400mA 32VAC - 200 mA 50VDC - 125 mA 125VAC.
INITIAL CONTACT RESISTANCE : 50mΩmax.
INSULATION RESISTANCE : 1GΩmin.at 500VDC.
DIELECTRIC STRENGTH : 1,500 VAC rms.
ELECTRICAL LIFE AT FULL LOAD : 500,000 cycles.
OPERATING TEMPERATURE : -30°C to 85°C.
PANEL THICKNESS : 1.5 mm (.059) min. -4 mm (.157) max.
TOTAL TRAVEL : 1.5 mm(.059)
OPERATING FORCE : 3N~6N
CONTACT BOUNCE : 10 ms.
MECHANICAL LIFE : 1,000,000 cycles.
TORQUE : 0.5 Nm max.applied to nut
DEGREE OF PROTECTION: IP68
MANUAL SOLDERING:

Use soldering iron of 30 watts, controlled at 350°C approximately 5 seconds while applying solder.

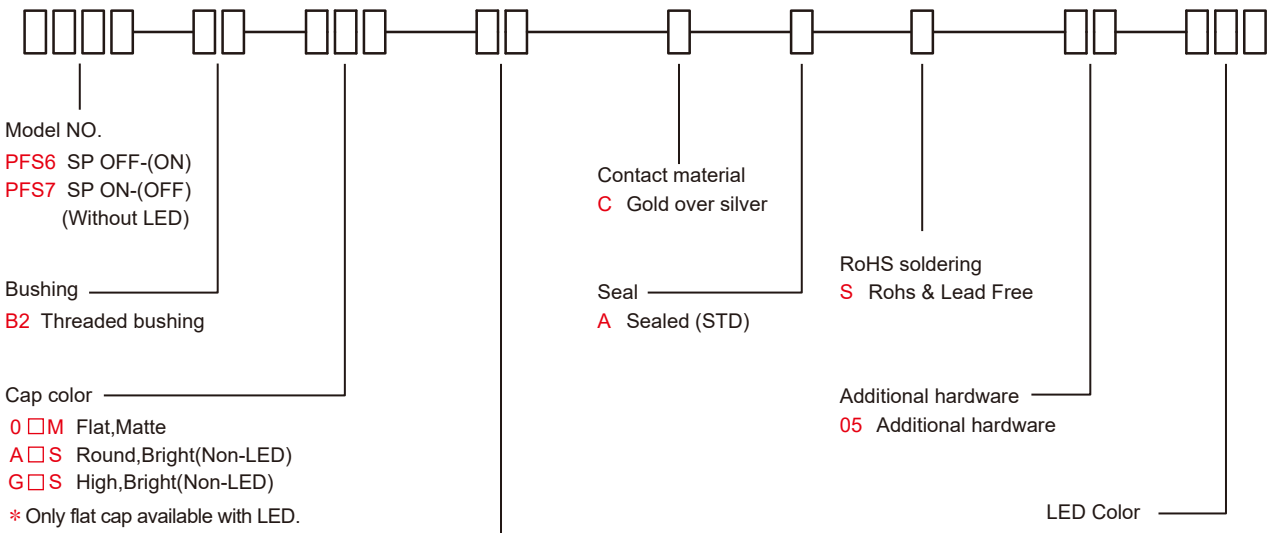
WAVE SOLDERING:

Recommended Soldering Temperature: 260 ± 5°C
 ※ Ambient temperature of the soldered Surface of PC board.110°C Max.
 Duration of Solder Immersion: Max 5 sec.(PCB is 1.6mm in thickness)

IP 68 for the whole series:
 Protected against the effects
 of immersion up to 1 m water(60min)


HOW TO ORDER

MODEL NO. BUSHING CAP COLOR TERMINATIONS CONTACT MATERIAL SEAL RoHS SOLDERING ADDITIONAL HARDWARE LED COLOR



CAP COLOR	ITEM NO.		
	Matte	Bright	Bright
White	01M	A1S	G1S
Black (Std)	02M	A2S	G2S
Red (Std)	03M	A3S	G3S
Yellow	05M	A5S	G5S
Green	06M	A6S	G6S
Blue	07M	A7S	G7S

Terminations

- M1** 3.50 high,Solder lug(PFS6 only,Non-LED)
 3.40 high,Solder lug(with LED and PFS7 Non-LED)
M2 5.50 high,Solder lug(PFS6 only,Non-LED)
M3 8.20 high,Solder lug(PFS6 only,Non-LED)
M4 3.50 high,PC thru-hole(PFS6 only,Non-LED)

ITEM NO	COLOR
L00	Without LED
L01	White
L03	Red
L05	Yellow
L06	Green
L07	Blue

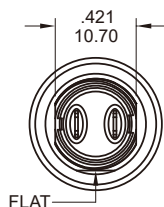
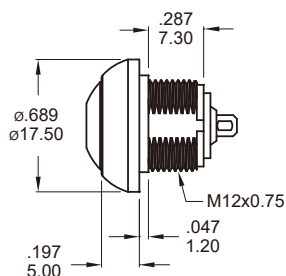
* Besides standard color, other colors need to check stocks available.

EXAMPLE:
 PFS6B2A2SM1CAS05L00(Without LED)
 PFS6B20□MM1CAS05L□□
 └─ CAP color └─ LED Color

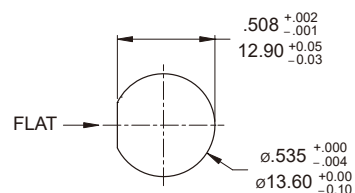
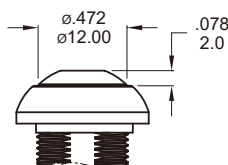
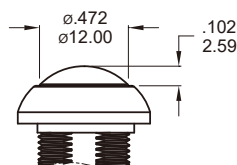
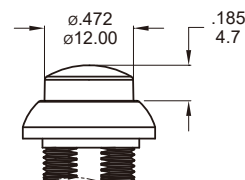
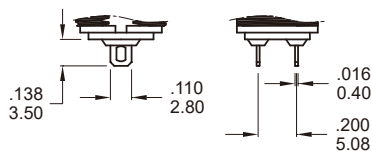
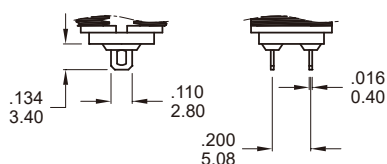
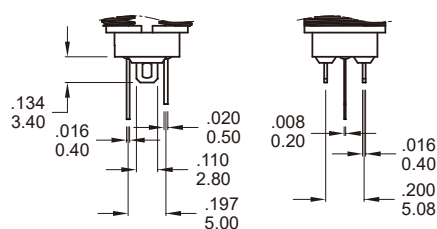
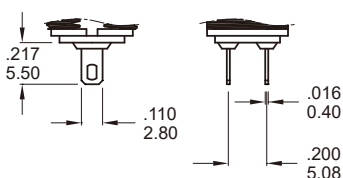
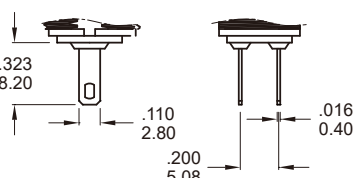
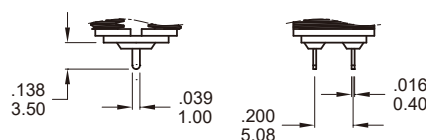
SWITCH FUNCTION

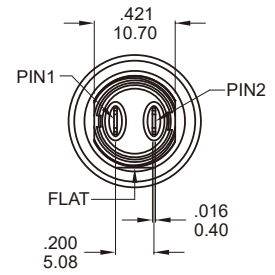
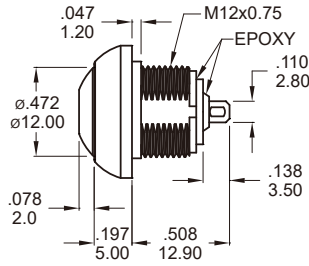
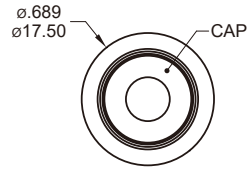
NO. POLES	MODEL NO.	SWITCH FUNCTION		CONNECTED TERMINALS / SCHEMATIC	
		POS.1	POS.2	POS.1	POS.2
SP	PFS6	OFF	(ON)	OPEN	CLOSE
SP	PFS7	ON	(OFF)	CLOSE	OPEN

()=MOMENTARY

BUSHING TYPE
B2

PANEL CUT-OUT

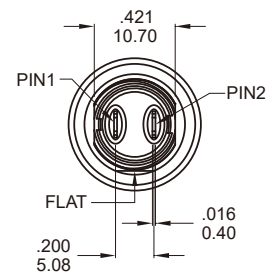
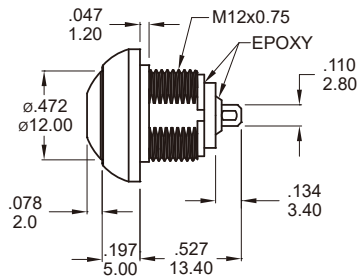
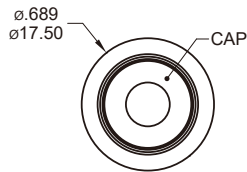
THICKNESS: 1.5 mm ~ 4.0 mm


CAP OPTIONS
FLAT

ROUND Non-LED

HIGH Non-LED

TERMINATION OPTIONS
M1 Solder lug

M1 Solder lug (PFS7)

M1 Solder lug (PFS6, With LED)

M2 Solder lug

M3 Solder lug

M4 PC Thru-hole




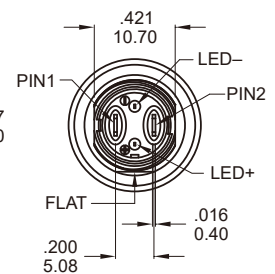
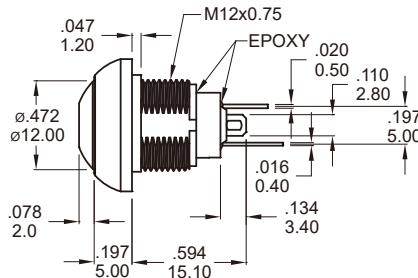
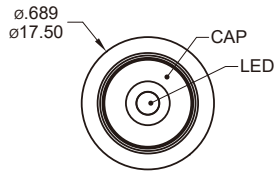
SPST

Part No. Shown : PFS6B207MM1CAS05L00



SPST

Part No. Shown : PFS7B202M1CAS05L00

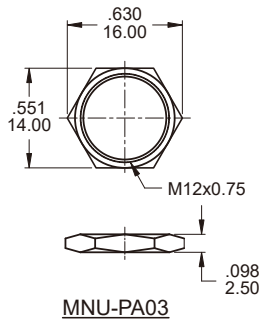


SPST

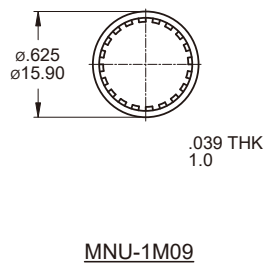
Part No. Shown : PFS6B205M1CAS05L01

HARDWARE

M12 NUT



LOCK WASHER



O-RING

